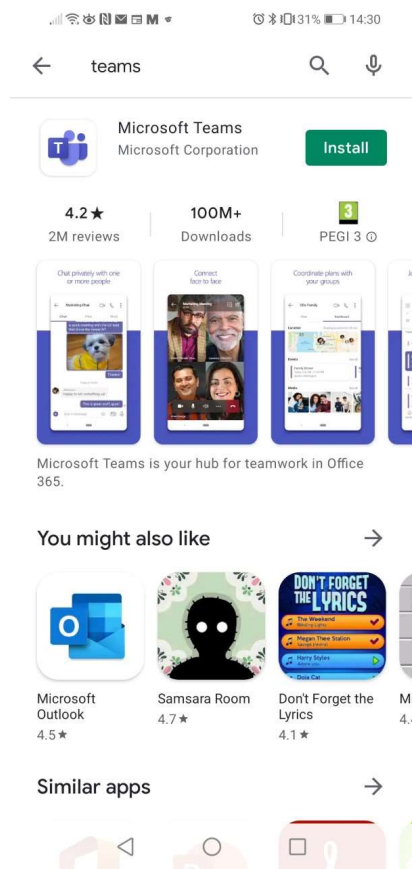
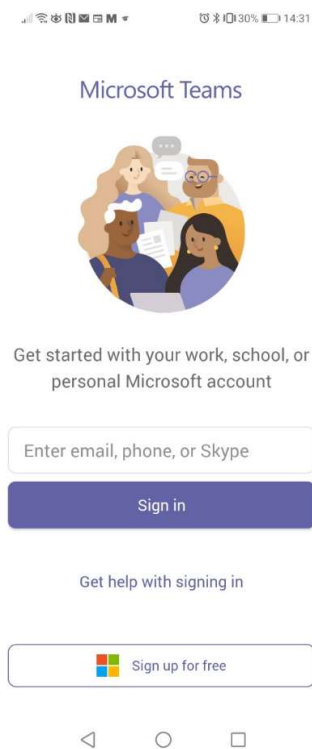


How to access Microsoft Teams on a Phone / Tablet

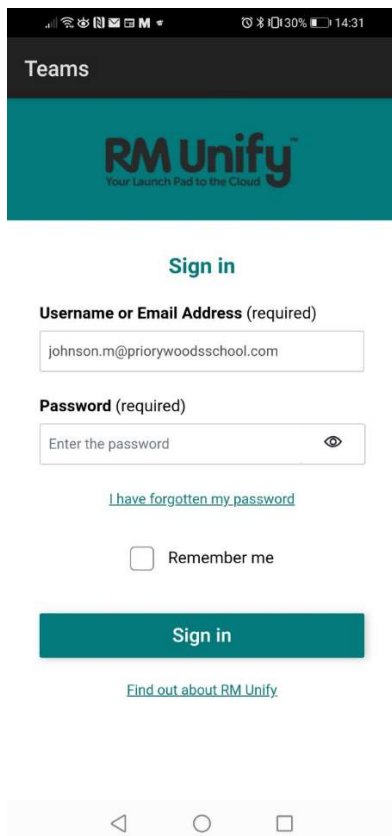
Search for teams on the play store/app store and install the app

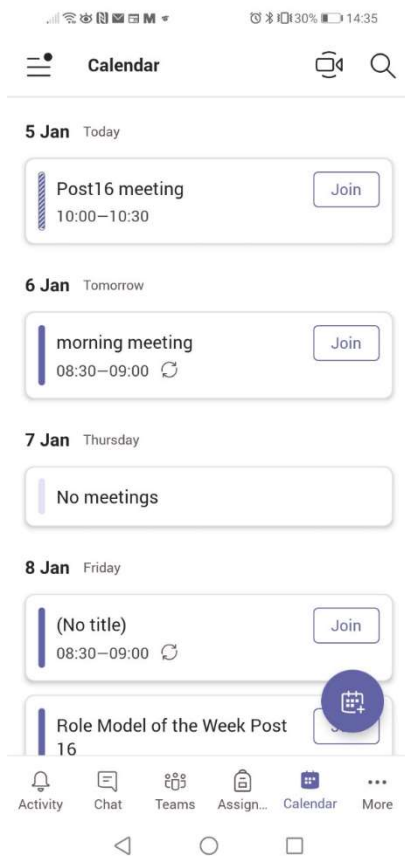


Open up the app, you should see this screen. Enter your young person's school email address and press sign in



It should take you to this page. Sign in using your young person's email address and password which should have been emailed to you





press this to see any notifications



Chat

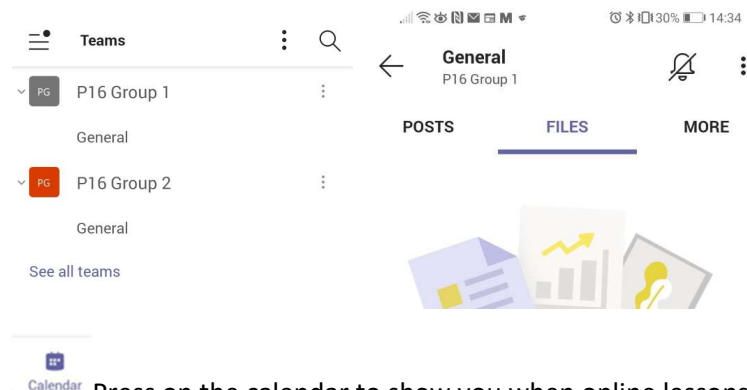
press this to show any conversations from online lessons



Teams

press this to show your child's online learning group.

It should show one of these groups. Press on General to show any posts linked to this group and any work that has been set.



Press on the calendar to show you when online lessons will be. These should be at the same time 10am and 1:30pm each day.

Your child will also receive an email invitation to each online lesson if you have any problems joining the lesson through the app you should be able to follow the link in that email to join the lesson.